



OLIVER KELLEY FARM

CAMPUS OVERVIEW



Map Key:









Info Desk & Tickets

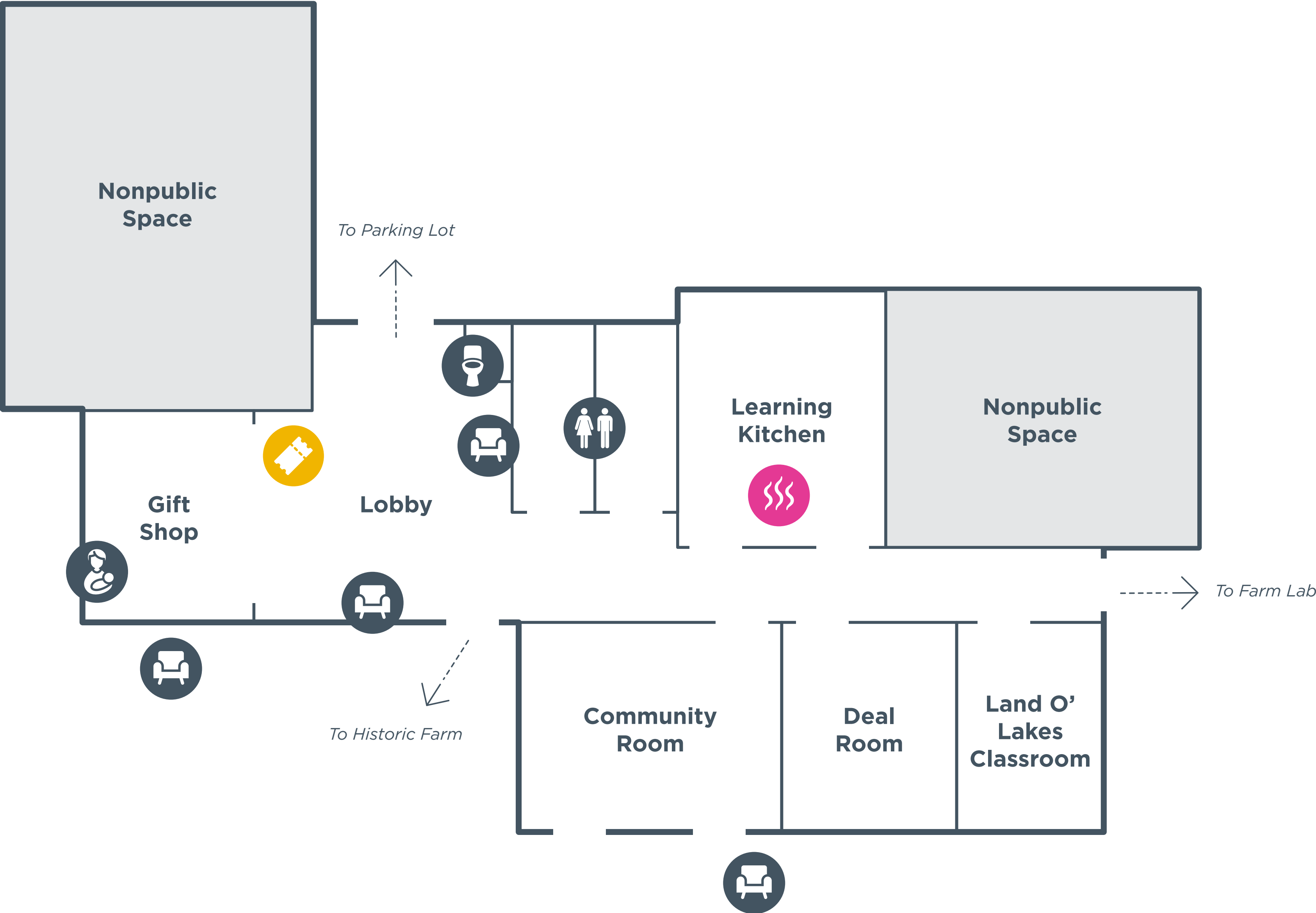


Path



Map Key:

-  Info Desk & Tickets
-  Gendered Restrooms
-  All Gender Family Restroom
-  Seating
-  Mamava Lactation Pod
-  Strong Smells





Map Key:



Seating



Strong Smells



Low Lighting

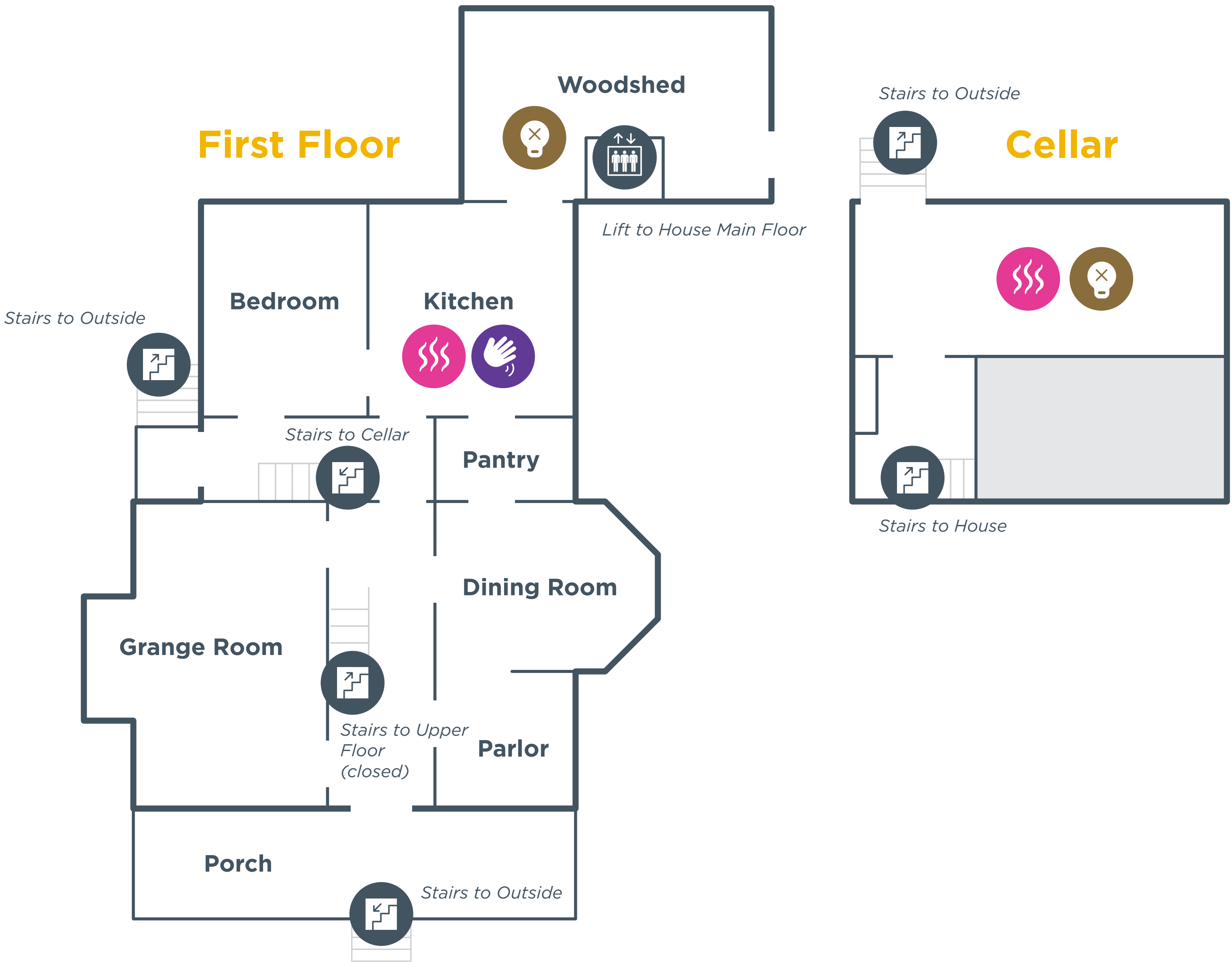


Wet Space



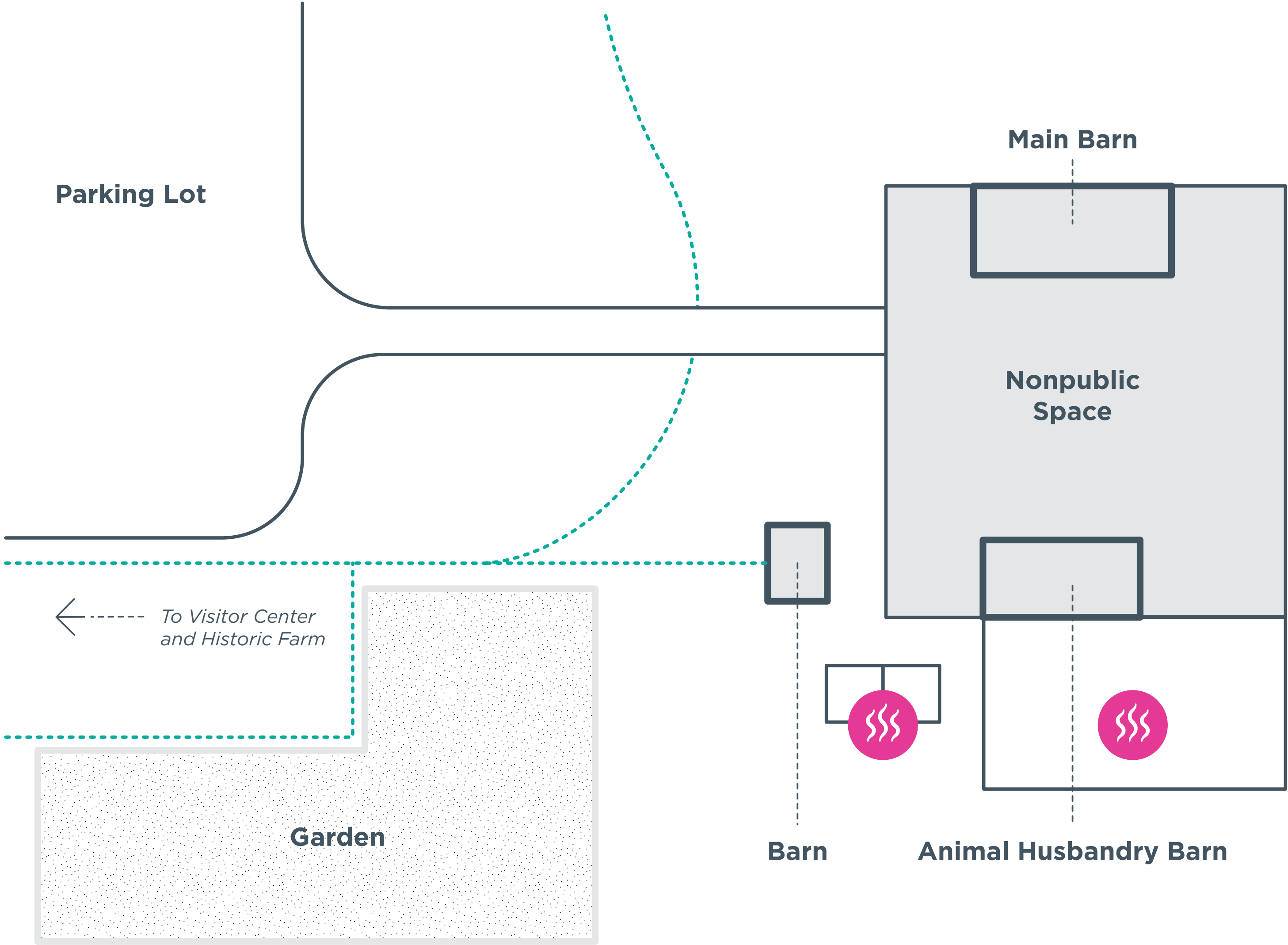
Tactile Opportunity





Map Key:

- Lift**
- Stairs**
- Strong Smells**
- Low Lighting**
- Tactile Opportunity**



Map Key:



Strong Smells




Path

Visitor Center

The Visitor Center includes the ticket desk, restrooms, gift shop, Learning Kitchen and classroom spaces.

Flexible Seating Throughout • Noise Level Dependent On Visitation




Learning
Kitchen

Participate in a cooking demonstration with Minnesota farm products.

Food Smells • Allergens Present • Hot Stove

Historic House


Explore the first floor of the house once owned by the Kelley family. Enter via a staircase on the porch or with an accessible lift in the woodshed. *Ask staff for assistance.*



Woodshed

See where the Kelleys stored tools and wood to heat the house.


Low Lighting



Kitchen

Learn about historic cooking and baking methods and participate in demonstrations.

Food Smells • Allergens Present • Hot Stove



Cellar

Take stairs down to this underground storage place for food.

Low Lighting • Earthy Smell • Cool Temperature

Farm Lab


Explore Minnesota’s agriculture through outdoor exhibits, modern crops and animals, and machinery.



Animal Smells


Historic Farm

Immerse yourself in an 1860s farm. Meet farm animals, interact with staff as they work in the house, barn, garden, and fields, and participate in a wide variety of activities that follow the farming cycle and change with the season.




Garden

Get your hands dirty and help a farmer plant, weed, or harvest historic varieties of fruits and vegetables.




Water Pump

Try your hand at pumping water and hauling it to wherever it’s needed on the farm.




Animal Pens

Oliver Kelley Farm is home to many types of farm animals including pigs, sheep, oxen, horses and chickens. Many of these animals are available to meet but visitors must check-in with a farmer before approaching.



Historic Barn

Explore the upstairs of the barn to find the grain and hay that feed animals year-round, then head downstairs to see where the cattle and horses eat.



Machine Shed

Find many types of farm tools and equipment. Take caution as some tools may be sharp.

Traveling around Oliver Kelley Farm

Parking Lot to Visitor Center - paved parking lot and sidewalks.

To the Historic Farmstead - packed limestone path.

Farm Lab trails - limestone seal-coated asphalt.

Nature Trails

Walk well-marked trails along the Mississippi River and through the woodlands and restored prairie. Visitors may encounter wildlife, insects, or plant allergens in these environments.

- **The Farm Trail** is a 0.8-mile packed limestone, wheelchair accessible trail.
- **The River and Woodland Trail** is a 1.1-mile mowed grass path.
- **The Prairie Trail** is a 0.8-mile mowed grass path.

Guide Key:

- 

Strong Smells
- 

Low Lighting
- 

Wet Space
- 

Tactile Opportunity

Quiet Spaces

Oliver Kelley Farm does not have a designated quiet room, but it does offer many indoor and outdoor spaces where visitors can take a break. Please check in with staff for guidance.

Restrooms

Restrooms, including accessible stalls, are available only in the Visitor Center. The building includes two large multi-stall restrooms and one all-gender family restroom with a changing table. There are no restroom facilities in the modern farm or historic site.