

Historic Fort Snelling

# A Social Narrative



MINNESOTA  
HISTORICAL  
SOCIETY

# Welcome

I am going to Historic  
Fort Snelling today!



MINNESOTA  
HISTORICAL  
SOCIETY

# Overview

I can visit the restored prairie, explore the exhibits in the visitor center, and tour Historic Fort Snelling. I will learn about the people who lived here and the roles they had.



MINNESOTA  
HISTORICAL  
SOCIETY





# Arrival

I will park in the parking lot and travel to the visitor center. There is accessible parking in the first row. The parking lot is 5 minutes from the visitor center.

The path from the parking lot to the visitor center is paved.



MINNESOTA  
HISTORICAL  
SOCIETY



# Plank Visitor Center

I will start my visit at the Visitor Center.

I can use the stairs or a ramp to enter the building.




MINNESOTA  
HISTORICAL  
SOCIETY

# Tickets

I will buy a ticket at the front desk inside the visitor center. The staff can tell me about what activities and tours are happening today. Sometimes I can explore the historic fort on my own; other times I need to visit with a tour guide.







# Navigation

There is a lot to see at Historic Fort Snelling!  
I can plan my visit with the posted maps and  
signs or a visitor guide. I can ask staff for help  
or recommendations.



MINNESOTA  
HISTORICAL  
SOCIETY

# Moving through the site

I will be using paved or packed stone paths. A wheelchair can be used on all of the paths. I can ask to use an all-terrain wheelchair at the visitor center.

When I explore the historic fort, there might be steps or big bumps to get into buildings or rooms.







# Restrooms

There are restrooms in the visitor center including accessible stalls and an all gender family bathroom.





# Restrooms


There are also restrooms in the historic fort. They are behind the Officer's Quarters and in the Wood Barracks. I can ask a staff member to help me find them.



# Weather

I will be spending time outside.  
I will dress for the weather. I  
will wear good shoes. I might  
need a jacket, hat, or gloves. It  
may be sunny, cloudy, or rainy.

I can still spend time outside! It  
is sometimes very windy and  
sunny at the fort.





# Site staff

The site staff will be there to help me during my visit. They can answer my questions. Site staff wear blue shirts that say Minnesota Historical Society. Some site staff will be wearing historic costumes!



MINNESOTA  
HISTORICAL  
SOCIETY



# Historic site manners

I will follow the rules at Historic Fort Snelling. I will stay on the trails. I will listen to Fort Snelling staff, as they can help me learn and preserve the site.



MINNESOTA  
HISTORICAL  
SOCIETY

# Taking a break

If I need to take a break, that is okay! There are quiet rooms near the exhibits for my break. There are also quiet places outside. I can relax until I am ready to continue my visit.





# Changes

The historic site changes sometimes!  
It is fun to see new things.

If something is closed; it may be open  
next time!



MINNESOTA  
HISTORICAL  
SOCIETY

# Visitor center exhibits

In the visitor center, I can visit the exhibit *Many Voices, Many Stories, One Place* and watch a film. This room is dim. There are artifacts and information about the history of Fort Snelling for me to explore.





# Prairie

I can explore the restored prairie.  
I will see plants and flowers.  
I may see bugs and animals.

I can go to the overlook and look  
down at the Mississippi River.  
I will stay back from the edge to  
stay safe.



# Historic Fort

I will travel down the paved path to the historic fort. It will take about 10 minutes. On the way to the fort, there are signs for me to learn more about the history of the site. I might share the path with bicycles and other people.





# Historic Fort

At the fort, I will see the historic buildings where people worked and lived.

When I move around inside the fort, I will hear the gravel crunch beneath me, and I might hear the wind blowing.





# Fort buildings

The buildings might be dim, especially if it's cloudy. To enter the buildings, I may need to step up or down or use ramps.

Sometimes there might be other groups visiting, and this could be loud.

I can choose to visit another building instead or come back later.



# Fort buildings

When touring the historic buildings, I can read signs and look at historic items.

Staff are there to tell me about the people who lived and worked here. They can also answer my questions.



# Weapon demonstration

Every day staff will do a rifle demonstration. The gun is not loaded and won't hurt anyone, but it is very loud. I will listen to the staff about where to stand and watch. I can move further away or cover my ears if I want.





# Powder Magazine

I can go to the powder magazine.  
This space was used to store  
ammunition.

It can be very dark inside and to visit,  
I'll have to take several steps down.

I can look from the doorway too.



# Round Tower

I could visit the top of the round tower. To visit the top, I will need to climb many steps. Some places the floor might be uneven.





# Gift shop

I can go to the gift shop to get a souvenir of my visit. The gift shop is located in the visitor center. The gift shop sells books, toys, games, clothes, and snacks.







# Lunch

If I brought a lunch to Fort Snelling, I may eat outside. This area is very sunny and might be warm. It will be fun to have a picnic. I may eat inside if the weather is bad.




# Goodbye!

When my visit is over, I  
will leave Historic Fort  
Snelling.



MINNESOTA  
HISTORICAL  
SOCIETY





# Fort Snelling State Park

After leaving the historic fort, I can visit the state park. I can take a path down the hill or drive around to the parking lot by the park's visitor center.



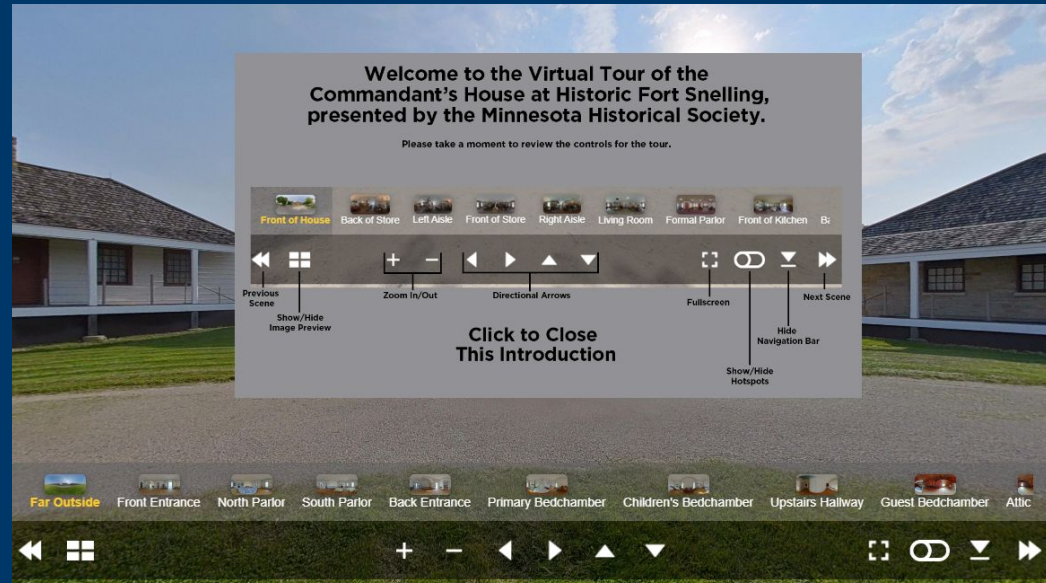
MINNESOTA  
HISTORICAL  
SOCIETY



# Virtual tour

If I am not able to see the Commandant's House in person, or I would like to see more after my visit is over, I can use the online virtual tour.

This is available on the Historic Fort Snelling website, [mnhs.info/virtual-tour-fortsnelling](http://mnhs.info/virtual-tour-fortsnelling).



**We look forward  
to your visit!**



MINNESOTA  
HISTORICAL  
SOCIETY

# Questions?

Visit our website at  
[mnhs.info/public-sn-fortsnelling](https://mnhs.info/public-sn-fortsnelling),  
call, or email.

Phone: 651-369-7204

Email: [ftsnelling@mnhs.org](mailto:ftsnelling@mnhs.org)

