MINNESOTA HISTORICAL SOCIETY

EXPLORE the History Center



MINNESOTA
HISTORY CENTER

then now wow

TALK — Head to the mine, in the corner of the exhibit. Put on a helmet, pass through the elevator, and get working. As you do, think about the life of a miner. What kinds of work did they do?

What dangers did they face every day?

What kind of pay did the miners receive?

Imagine you were a new immigrant to Minnesota in 1914, more than one hundred years ago. Would you have been willing to work in a mine like this one?

Discuss why or why not with your group.

DRAW — Find the Hmong boxes and story quilt, near the streetcar. What story does the quilt tell?

If you were to create a quilt that told your life story, what would it look like? Draw it in the space provided.



DO — Find the bison puzzle, near the sod house. Take the puzzle apart. How was the bison like a grocery store and a hardware store for the Dakota people?

Now bring one of the bison parts to the scanner, on the wall nearby. Scan the tag. Which bison part do you have? How was it used by the Dakota?

Scan a couple of other parts. Which part do you think was the most important for the Dakota people's survival? Why?

WATCH — Find the tipi, take a seat inside, and watch the videos starring Bobby Wilson, a Dakota artist and storyteller. Does Bobby say or do anything that surprises you? Why or why not?

How do you think most Dakota people live today? Why?

HUNT — Near the streetcar, read about "Rondo: A Neighborhood Wiped out by A Freeway." What happened to Rondo? How do you think the people who lived in Rondo felt about what happened?

Weather Permitting

WATCH — Watch the show "Get to the Basement." Describe what you might smell, feel, hear, and see during a tornado.

DRAW —
Some people put together a survival kit to keep with them in their basement or place of shelter during a storm, like the tornado that hit Fridley, Minnesota, on May 6, 1965.

Draw what you would put in your "survival bucket."

COMPUTE — Find the panel titled "Neither snow, nor rain, nor heat, nor gloom of night" near the John Beargrease quilt. Read about John Beargrease's life. How far was his trip to deliver mail between Two Harbors and Grand Marais? _____

What was his record time? _____

How many miles did he travel per hour?
Miles _____ ÷ Hours _____ = _____ miles per hour

Minnesota's Greatest Generation



TALK — Find the panel titled "End of my wallet" near the entrance to the Minnesota Theater. Talk to your group. What does it mean to be at the "end of your wallet"? What can kids do for fun when this happens?



LISTEN — Find the soda fountain. Listen to the story about the attack on Pearl Harbor.

Do you think that people hearing this announcement for the first time knew we were heading into a long war? Why or why not?

HUNT — Find the aqua Ford Customline automobile and read the panel "All the Kids Liked It" near the front of the car.

Where would you go if you could take a trip in a car like this?



Our Home
Native Minnesota

DRAW — Find the quilt made by Gwen Westerman at the front of the exhibit. Take a good look at the quilt. What do you see on it?

Stars and star knowledge are very important to the Dakota people. Why do you think that is? (HINT: Read about the star chart on the wall nearby.)

Family is also important to the Dakota people. Each point of the star on this quilt represents a member of Gwen Westerman's family.

Draw your own design for a quilt that tells something about your family or community in the space provided below:

TALK — Find the picture of animals gathered at an Ojibwe camp in the section on "Ojibwe Migration." Ojibwe communities are made up of different groups called clans. Each clan has a different animal to represent it.

Find and name all the different animals you can see.

Each clan does different kinds of work to help their Ojibwe community. Can you think of a job you or your family does to help your community?

HUNT — Find a small bag shaped like a turtle somewhere nearby in the exhibit and read about it.

Bags like this, called "ćekpa," are very important in Dakota culture.

These bags sometimes contain part of a baby's umbilical cord, the cord that connects a baby from its belly button to its mother. Part of this cord falls off after the baby is born.

What do you think it means for Dakota children to wear one of these bags?

What has your family kept from when you were little? Why?

DO — Follow the names on the floor to the map interactive. Which names on the map do you recognize?

Now zoom into the map to see your community. Find an Ojibwe or Dakota place near your community. What is it called?

Does knowing this make you feel differently about your community? How?

Around the History Center

HUNT — Stand near the entrance to the *Minnesota's Greatest Generation* exhibit and look out toward the rotunda at the Jenny airplane. Find the information panel about the Jenny airplane. What does a barnstormer do?



How much could a barnstormer make in a weekend?

Do you think you would do this job if it paid this much? Why or why not?



TALK — On the second floor, in the Great Hall, look over the railing to the first floor. You should see a big bronze charm bracelet that has broken apart. What Minnesota symbols do you see in the charm bracelet?

What do you think these symbols have to do with Minnesota? Discuss with your group.

Your name: _____

Your school: _____

What did you learn that you'd want to learn MORE about?