

Don't miss...

Rotunda floor mosaic

Floor 1
Stand in the rotunda on Floor 2 and look down at the first floor. You'll see bronze symbols embedded in the terrazzo floor that represent Minnesota's history and character.



Giant Minnesota postcard

Stairwell between Floors 1 & 2
Be sure to take some student pictures here—it's the perfect photo op for your visit to the Minnesota History Center.



Star Symbol

Throughout building
Look for an eight-pointed star in the ceiling of the Great Hall, and in many other places around the building. The points around each star form the letter "M" for Minnesota, which is known as the North Star State.



State Capitol view

Floor 3
You can see this architectural masterpiece from a window just outside the *Our Home: Native Minnesota* exhibit.



Chaperone: _____

Group No.: _____

Student Names:

1. _____
2. _____
3. _____
4. _____
5. _____
6. _____
7. _____
8. _____
9. _____
10. _____

Small-Group Schedule:

| Time | Activity |
|------|----------------|
| | |
| | |
| | |
| | Lunch |
| | Departure Time |

Notes:

We're all a part of educating our next generation.



The Minnesota Historical Society works with teachers, parents, and students to ensure that we are all State Smart.



345 West Kellogg Boulevard, St. Paul, Minnesota 55102
1-888-727-8386 • mnhs.org



Chaperone guide & map



"I can't wait to come back with my whole family!"



WELCOME to the Minnesota History Center

Thanks for volunteering to be a chaperone.
This guide will help you have a fun and rewarding day!
The Minnesota History Center requires students and chaperones to remain together at all times.

TRIP TIPS

- Ask your group leader about your schedule and which exhibits the students should visit.
- Write down the time and place for lunch, lessons, and departure on the back panel.
- Learn the names and faces of the students in your group and make sure they know your name.
- Keep your group in one exhibit at a time.
- Explore the museum and encourage questions. You don't need to know the answers—just help students find their own answers and discuss.
- Count your students before moving to another area.
- If you have questions, ask a staff member!

MUSEUM MANNERS

- Use indoor voices.
- Walk in the museum.
- Respect the museum exhibits.
- Students must stay with chaperone at all times.
- Food and drink must stay in designated areas.
- Use only pencils in the exhibits.
- Respect those in your group and other visitors.
- Please turn cell phones to silent or vibrate during history lessons and museum programs.

FLOOR 3

Museum galleries and special exhibits

THE STORIES WE KEEP: 25 OBJECTS FROM MNHS

Coming in November (November 18, 2025 - August 2026)

WEATHER PERMITTING

- Get to the basement to ride out the 1965 Fridley tornado
- Play with the power of wind
- Learn about the Minneapolis Weatherball



THEN NOW WOW

In this exhibit designed for kids of all ages, families can:

- Blast for iron ore in a mine
- Listen to stories inside a tipi
- Sing along inside a box car
- Discover all the parts of a bison
- Explore a sod house
- Trade at the fur post
- Board a Twin Cities streetcar

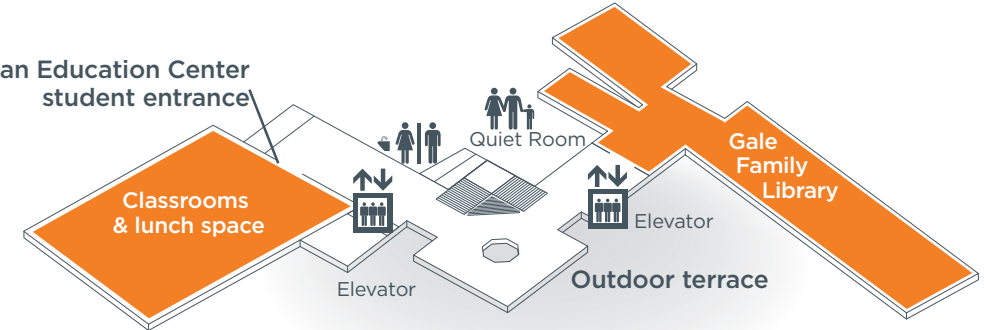


OUR HOME: NATIVE MINNESOTA

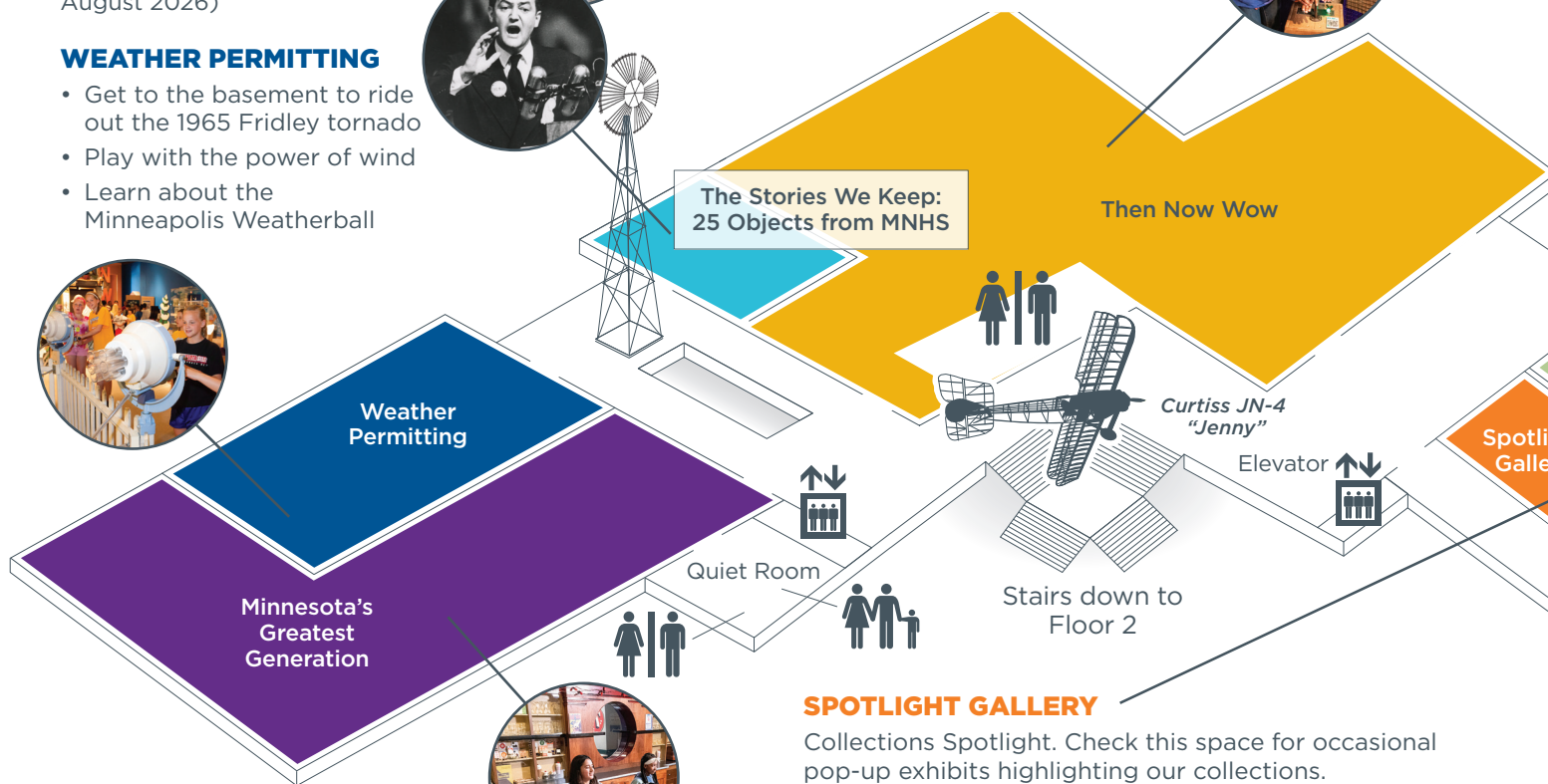
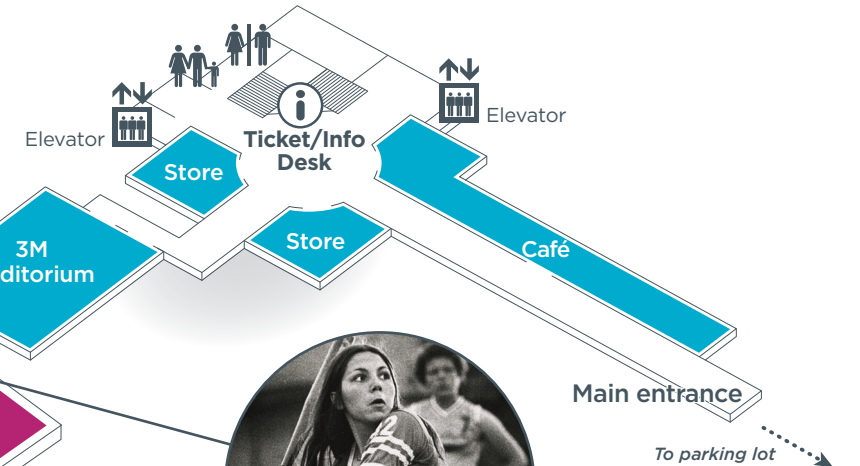
- See dozens of remarkable historic objects from the MNHS collections
- Learn the stories of the Dakota and Ojibwe, Minnesota's first Native peoples

FLOOR 2

MacMillan Education Center student entrance



FLOOR 1



MINNESOTA'S GREATEST GENERATION: THE DEPRESSION, THE WAR, THE BOOM

- Board a C-47 transport plane and experience a flight on D-Day
- Get behind the counter of a 1930s soda fountain
- View classic film clips in a movie theater
- Pack WWII ammunition shells



SPOTLIGHT GALLERY

Collections Spotlight. Check this space for occasional pop-up exhibits highlighting our collections.



JULIA CHILD: A RECIPE FOR LIFE (September 27, 2025 - May 31, 2026)

Julia Child: A Recipe for Life celebrates the culinary icon's life, legacy, and love of cooking through immersive displays, personal objects, and vintage cookbooks that reveal the stories behind the recipes.



FLYING FISH

REFRAMING OUR STORIES

Witness the resilience and strength of Native communities within the Twin Cities and Minnesota through stories reframed by their own words, experiences, and perspectives.



Select exhibits & programs made possible by:



IO WHAT WHEN WHY MN HOW WHAT WHEN WHY MN HOW WHAT WHEN WHY MN HOW WHAT WHEN WHY MN HOW