



Preserving State Government Digital Information

NDIIP Project Partners Meeting
December 8, 2008

Minnesota Office of the Revisor of Statutes
Tim Orr



Contents

- Minnesota's XTEND system overview
- XTEND's current document formats
- Limitations for document distribution
- This project's concepts & opportunities

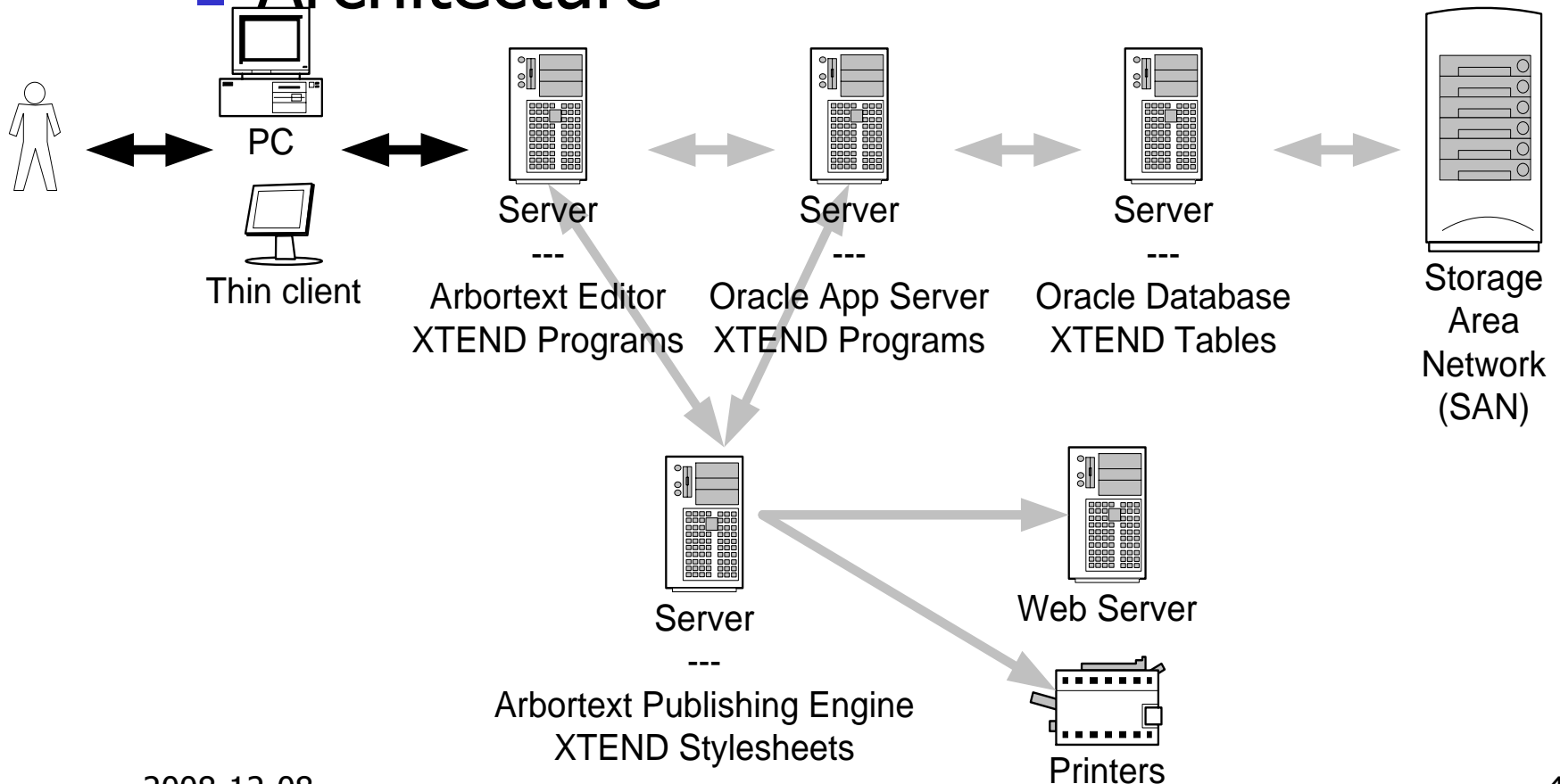


Minnesota's XTEND System

- Description –
 - XTEND – Xml Text Editor, New Development
 - A legislative document processing system tailored to the needs of the Minnesota Legislature.

Minnesota's XTEND System

Architecture

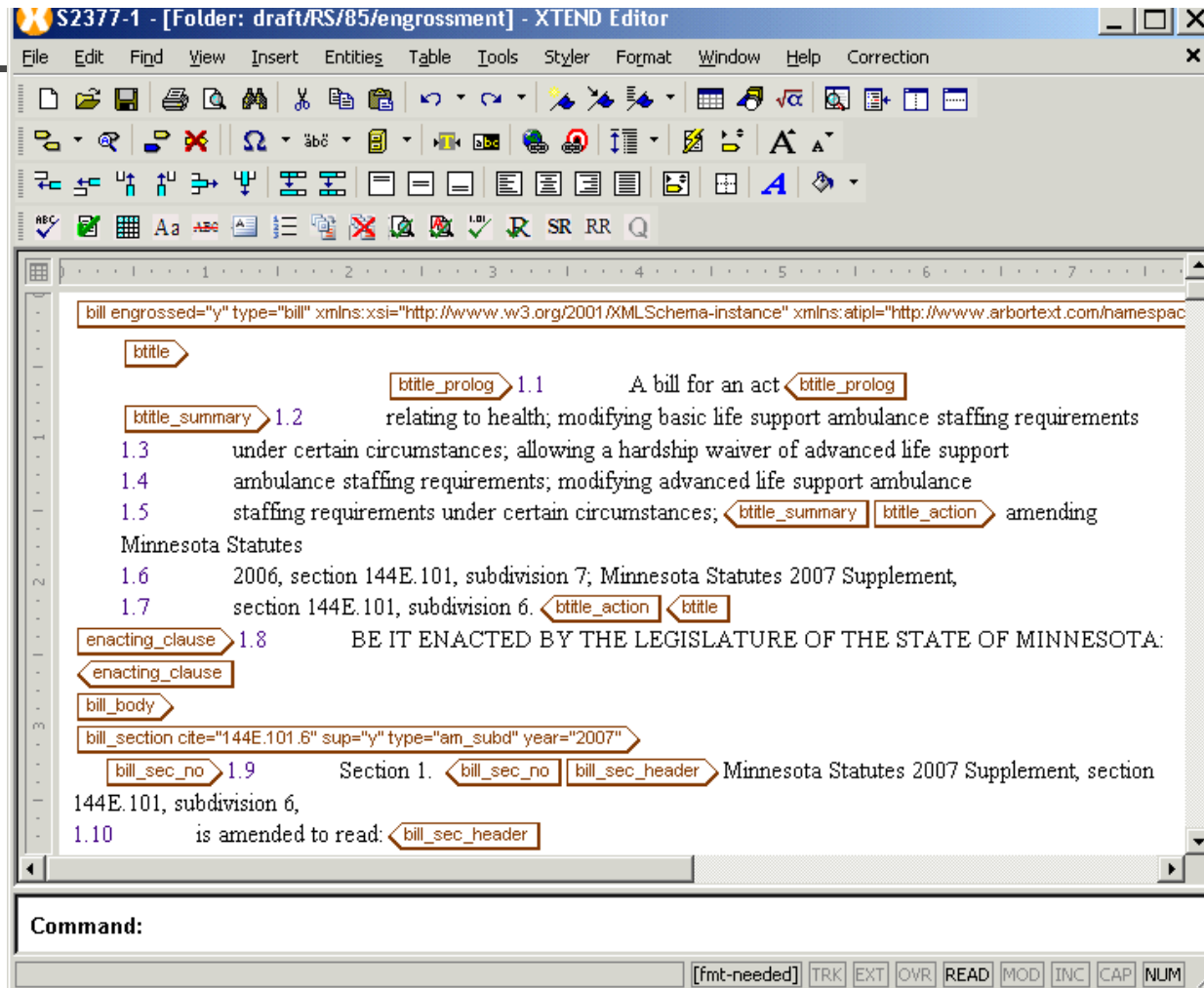


XTEND – main user interface

The screenshot displays the XTEND Desktop application window. The title bar reads "XTEND Desktop [Draft Session: 2009-2010, Law Session: 2009] - Document Browser". The menu bar includes "File", "Bill Status", "Laws/Statutes", "Rules", "Court Rules", "Tools", and "Help". The interface is divided into several sections:

- Main Menu:** A vertical sidebar on the left with buttons for Editor, Browser, Search, Email, Print, Send, Publish, Export, Templates, Person, Bill Track, and Home.
- Application:** The main workspace containing a search filter area and a document list table.
 - Filter Value:** A search bar with the text "*" and a dropdown arrow. Below it, the text "Filter Value" is displayed. To the right, there are "Apply", "Refresh", and pagination controls showing "100 of 2806".
 - Document List Table:** A table with columns: Document..., Locked By, Last Modi..., Last Modi..., Created By, Created ..., and Size. The table lists various documents, including folders like "Revisor Staff" and "2009-2010", and individual documents with their respective authors and sizes.
- Select Operation:** A dropdown menu at the bottom left set to "View", with "Go", "Clear", and "Help" buttons to its right.

XTEND – XML editor



XTEND – Export menu

The screenshot shows the XTEND Desktop application window. The title bar reads "XTEND Desktop [Draft Session: 2009-2010, Law Session: 2009] - Document Browser". The menu bar includes "File", "Bill Status", "Laws/Statutes", "Rules", "Court Rules", "Tools", and "Help".

The "Main Menu" on the left contains the following items: Editor, Browser, Search, Email, Print, Send, Publish, Export, Templates, Person, Bill Track, and Home. The "Export" option is highlighted.

The main window area is divided into several sections:

- Enroll a Document**
- Approve Session Law**
- Clean Session Laws**
- Copy Statute To Edit Area**
- Law Tables** (with a right-pointing arrow)
- Statute Tables** (with a right-pointing arrow)
- Publish To Web** (with a left-pointing arrow)
- Transmit Post Process Documents** (with a left-pointing arrow)
- Transmit Schemas**
- Print Statute Chapter Documents**
- Generate Index Sort**
- Generate Supplements**
- Merge Supplements**
- Move Statutes To Working Area**
- Load Statute Tables**
- Load StatuteList Table[step 1]**
- Load StatuteList Table[step 2, supplement year only]**
- Repealed Cite Reference Report**

At the bottom left, there is a tree view showing a folder structure:

- Engrossment (4772)
- Committee Report (863)
- Resolution (AaronCE1)
- Comparison Reports (ce1065-1)
- Side by Side (ce1858-1)
- SidebySide Control (ce1858-1a)
- Letter (CEH0003-1, ceh0006-1)

At the bottom right, there is a table with the following columns: Last Modified, Created By, Created Date, and Size. The table contains 20 rows of data. Below the table are "Apply", "Refresh", and pagination controls showing "100 of 2806".

At the bottom of the window, there is a "Select Operation" dropdown menu set to "View", and "Go", "Clear", and "Help" buttons.

XTEND – Publish to web

Choose Document: Law

Session: 2008 Regular Session Chapter Start: End:

Final Version

Add To List

DocType	SubType	Range
Law	law_chapter	151 to 370

Remove
Up
Down

Publish Cancel Help

XTEND – Transmit post process documents

Choose Document: Law

Session
2008 Regular Session Chapter Start: End:

Add To List

DocType	SubType	Range
Law	law_chapter	151 to 370

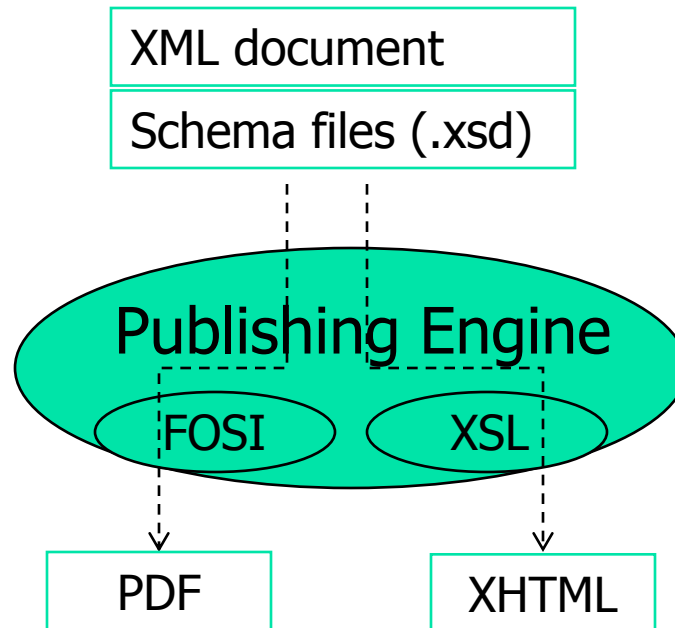
Remove
Up
Down

west
composer
levicnevic

Send Cancel Help

XTEND's current document formats

- File formats output by XTEND





Limitations for document distribution

- XML document & schema (.xsd files)
 - Limited access:
 - Revisor's Office staff
 - Thomson Reuters
 - LexisNexis
- PDF & XHTML (.pdf, .html files)
 - On Revisor web site
 - Must navigate to a page per document
 - Must separately download .html & .pdf

Limitations for document distribution (cont.)

- Too many files to collect individually
 - 2007 -2008 legislative session:

522	Session Law Chapters
4256	House files
3895	Senate files
8151	Total Documents
X 3	(files per document)
24,453	Total Files

- Summary of limitations - Accessibility.
 - The content in usable file formats exist, but it is laborious to locate & get the desired file.



Project's concepts & opportunities

To facilitate access to public legislative documents:

1. Use XML to wrap individual files (.xml, .xsd, .pdf, .html). Create 1 XML file containing all the other files.
2. Automatically transmit the XML wrapper file to archive sites
 - For storage or exploitation



Use XML to wrap individual files ...

- Dan Dodge, Thomson Reuters